

WASH CENTRIFUGE

— ROTOLAVIT II

USER FRIENDLY SEROLOGY SOLUTIONS

The ROTOLAVIT II cell washing system facilitates routine tasks in transfusion centre laboratories. It was developed for cross-matching, as well as antibody search and differentiation, and for cell washing in TB tests. Its modern touch screen enables the simple and rapid input of up to 24 different programs. The centrifuge has a small footprint and delivers reliable results at low costs for consumables.



— HIGHLIGHTS

- max. RPM: 3,500 min⁻¹
- max. RCF: 1,438
- max. Capacity: 24 x 5 ml
- automatic cell washing system for serological testing
- choice of 2 rotors 12-place or 24-place
- IVD-conform according to directive 98/79/EC
- maximum noise level of ≤ 49 dB (A)
- easy operation with intuitiv touch screen
- 24 program memories for more individuality
- 7 pre-installed application programs

— FEATURES


- metal housing and lid
- viewing port in the lid
- one-hand lid lock
- lid dropping protection
- emergency lid lock release
- brushless drive
- error display
- imbalance switch-off
- color touch screen with actual values of all parameters
- auditory message after completion of the centrifugation run

TECHNICAL DATA

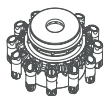
ROTOLAVIT II	
voltage	100 – 240 V 1 ~
frequency	50 – 60 Hz
consumption	144 VA
emission, immunity	EN/IEC 61326-3-2 / FCC CFR47 part 15, ed 2015-04-21 (e-CFR) class B
max. capacity	24 standard tubes (10 x 75 mm or 12 x 75 ml)
max. RPM	3,500 min ⁻¹
max. RCF	1,438
radius (both rotors)	105 mm
dimensions (HxWxD)	330x480x280 mm
weight	approx. 24.5 kg
max. noise level	≤ 49 dB (A)
Cat. No.	1008-00
11 – 30VDC	1008-03
consumption	144 VA

The ROTOLAVIT II is not available in all countries.

AVAILABLE ROTORS

SWING-OUT ROTORS		angle	max. RPM	max. capacity	Cat. No	page
	swing-out rotor, 12-place	45°	3,500 min	12 x (10x75 mm* or 12x75 mm) * Tubes requires adapters No. 1019	1017-A	3
	swing-out rotor, 24-place	45°	3,500 min	24 x (10x75 mm* or 12x75 mm) * Tubes requires adapters No. 1019	1018-A	3

— SWING-OUT ROTOR, 12-PLACE | 1017-A





Rotor

max. RPM max. RCF	3,500 min ⁻¹ 1,438
max. capacity	12 x 5 ml
angle max. noise level	45° 49 dB (A)
Cat. No.	1017-A



Vessels

		
capacity in ml	3	5
Ø x L in mm	10 x 75	12 x 75
max. RCF ²⁾	1,438	1,438
radius in mm	105	105
Cat. No.	tubes²⁾	



Adapter

boring Ø x L in mm	-	-
vessels per rotor	12	12
Cat. No.	1019 (12 pcs.)	-

— SWING-OUT ROTOR, 24-PLACE | 1018-A





Rotor

max. RPM max. RCF	3,500 min ⁻¹ 1,438
max. capacity	24 x 5 ml
angle max. noise level	45° 49 dB (A)
Cat. No.	1018-A



Vessels

		
capacity in ml	3	5
Ø x L in mm	10 x 75	12 x 75
max. RCF ²⁾	1,438	1,438
radius in mm	105	105
Cat. No.	tubes²⁾	



Adapter

boring Ø x L in mm	-	-
vessels per rotor	24	24
Cat. No.	1019 (12 pcs.)	-

2) Please note that the RCF values indicated refer only to rotor performance. The max. permissible RCF of tubes used should be verified with the individual manufacturers. The max. RCF for glass tubes annotated with footnote 2) is 4,000.

CERTIFICATES / REGISTRATIONS



DOWNLOADS

[↓ Operating Manual – ROTOLAVIT II](#)

[↓ Complete Range Catalogue](#)

DIMENSIONS

